




## KLINGER® Graphite Laminate MLX - the graphite gasket with premium multilayer structure.

Klinger MLX is suitable for extreme conditions, especially for high pressure applications, high temperature and high compressive stresses.

This gasket has a multilayer structure consisting of 0.5 mm thick high-purity graphite foils (> 99 %) and 0.05 mm stainless steel foils. Testing confirms a 6X increase in rigidity/handleability compared to conventional foil reinforced graphite gaskets.

In a special process several layers of graphite and stainless steel foils are joined together, without using any adhesives. A special impregnation ensures the improved sealing performance and excellent handling.



**Basiscomposition** Expanded graphite with 0.05 mm thick plain stainless steel foils

**Color** Grey

**Certificates** DVGW,  
Fire Safe acc. to DIN EN ISO 10497,  
ASTM WK26064 Blow-out

**Sheet size** 1500 x 1500 mm

**Thickness** 1.5 mm, 2.0 mm, 3.0 mm

### Tolerances

Thickness: ± 5 %

Length: ± 5 mm

Width: ± 5 mm

### Industry

General industry / Chemical / Oil & Gas / Energy / Pulp & Paper / Marine / Automotive

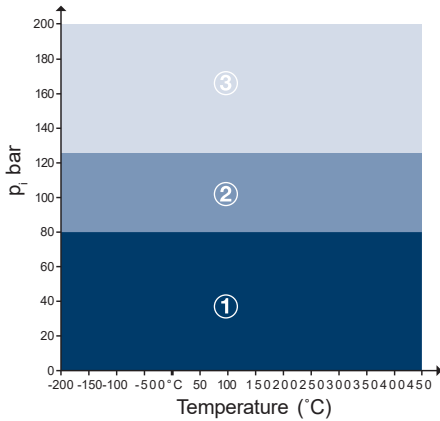
### TECHNICAL DATA - Typical values for a thickness of 2.0 mm

Density of the graphite layer	DIN 28090-2	g/cm <sup>3</sup>	1.1
Purity of graphite <sup>1)</sup>	DIN 51903	%	≥ 99.85
Metallic reinforcement	Plain metal		AISI 316 (L)
	Thickness	mm	0.05
	Number of sheets		3
Compressibility	ASTM F36 A	%	30 - 50
Recovery	ASTM F36 A	%	10 - 25
Compression creep DIN 52913	16 h/ 50 MPa/ 300°C	MPa	≥ 45
Klinger cold/hot compression 50 MPa	Thickness decrease at 23°C	%	35 - 45
	Thickness decrease at 300°C	%	1 - 3
Specific leak rate	DIN 28090-2	mg/ s x m	< 0.10
Chloride content of graphite layer <sup>2)</sup>	DIN 28090-2	ppm	≤ 40

1) High purity graphite with a purity of ≥99.8 with low sulphur and chloride levels available per request.

2) Detailed specifications of the used graphite foils are found in our Graphite vade mecum, which will be sent to you on request with pleasure

**P-T diagram - thickness 2.0 mm**

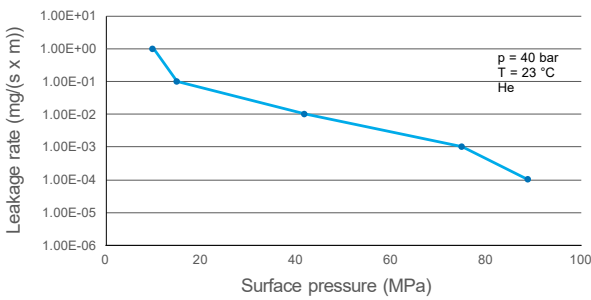


**The area of the P-T diagram**

- ① In area one, the gasket material is normally suitable subject to chemical compatibility.
- ② In area two, the gasket material may be suitable but a technical evaluation is recommended.
- ③ In area three, do not install the gasket without a technical evaluation.

Always confirm the chemical resistance of the gasket to the media.

**Tightnessperformance**



**The tightness performance graph**

The graph shows the required stress at assembling to seal a certain tightness class. The determination of the graph is based on EN13555 test procedure which applies 40bar Helium at room temperature. The sloping curve indicates the ability of the gasket to increase tightness with raising gasket stress.

**Chemical resistance chart**

Simplified overview of the chemical resistance depending on the most important groups of raw materials:

KLINGER® Graphite Laminate MLX											
						A: small or no attack	B: weak till moderate attack			C: strong attack	
Paraffinic hydrocarbon	Motor fuel	Aromates	Chlorinated hydrocarbon fluids	Motor oil	Mineral lubricants	Alcohol	Ketone	Ester	Water	Acid (diluted)	Base (diluted)
A	A	A	A	A	A	A	A	A	A	B	B

For more information on chemical resistance please visit [www.klinger-ag.ch](http://www.klinger-ag.ch).

All information is based on years of experience in production and operation of sealing elements. However, in view of the wide variety of possible installation and operating conditions one cannot draw final conclusions in all application cases regarding the behaviour in gasket joint. The data may not, therefore, be used to support any warranty claims. This edition cancels all previous issues. Subject to change without notice.

